



RDW

NEDERLAND  
(THE NETHERLANDS)



**EEC TYPE-APPROVAL CERTIFICATE**

Communication concerning:

- type-approval
- ~~extension of type-approval~~
- ~~refusal of type-approval~~
- ~~withdrawal of type-approval~~

of a type of a component (towbar) with regard to Directive (94/20/EEC)

**Type-approval number: e4\*94/20\*2319\*00**

Reason for extension:

**SECTION I**



- 0.1. Make (trade name of manufacturer) : Bosal
- 0.2. Type and general commercial description(s) : 024944
- 0.3. Means of identification of type marked on the component : Type approval number
- 0.3.1. Location of that marking : On type plate
- 0.5. Name and address of manufacturer : Bosal Le Rapide  
Rue de Reims  
F-51490 Beine Nauroy France
- 0.7. In the case of components and separate technical units, location and method of affixing of the EEC type approval mark : On type plate
- 0.8. Address(es) of assembly plant(s) : See information document (annex III, item 0.8)



Type-approval number: e4\*94/20\*2319\*00

## SECTION II

1. Additional information (where applicable) : See Appendix I
2. Technical service responsible for carrying out the tests : RDW  
Testbaan|Centrum  
Talingweg 76  
8218 NX Lelystad
3. Date of test report : 16-08-2004
4. Number of test report : RDW-94/20-3025
5. Remarks (if any) : See Appendix I
6. Place : Zoetermeer
7. Date : 16-08-2004
8. Signature :


D.G. Burger

9. The index to the information package lodged with the competent authority that has granted type-approval, which may be obtained on request.
  - Application form relating to annex III and annexed drawings
  - Drawings and instructions for attachment
  - Fitting instructions
  - Test report as mentioned in item 4.

**Appendix I**  
**to EEC type-approval certificate No : e4\*94/20\*2319\*00**  
**concerning the components type-approval of mechanical coupling devices with regard to**  
**Directive 94/20/EEC**

1. Additional information

- 1.1. Class of the type of coupling : A50-X
- 1.2. Categories or types of vehicles for which the device is designed or restricted : See fitting instructions
- 1.3. Maximum D-value : 7,40 kN
- 1.4. Maximum vertical load S at the coupling point : 75 kg
- 1.5. Maximum load U at the fifth wheel coupling point : ----- ton
- 1.6. Maximum V-value : ----- kN
- 1.7. Instructions for attachment of the coupling type to the vehicle and photographs or drawings of the fitting points at the vehicle give by the manufacturer; additional information if the use of the coupling type is restricted to special types of vehicles : See fitting instructions
- 1.8. Information on the fitting of special towing brackets or mounting plates : See fitting instructions



5. Remarks: The installation of the coupling device to the vehicle must be checked according to requirements of Annex VII, see Annex I, par.5.10.