



NEDERLAND  
(THE NETHERLANDS)



### EEC TYPE-APPROVAL CERTIFICATE

Communication concerning:

- type-approval
- ~~extension of type approval~~
- ~~refusal of type approval~~
- ~~withdrawal of type approval~~

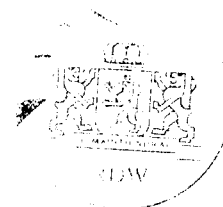
of a type of a component (towbar) with regard to Directive (94/20/EEC)

**Type-approval number: e4\*94/20\*1312\*00**

Reason for extension:

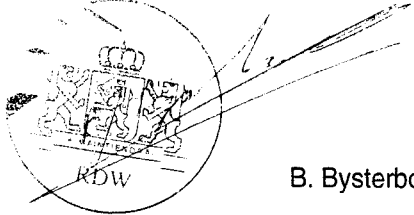
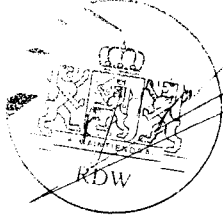
#### SECTION I

- |        |   |   |   |
|--------|---|---|---|
| 0.1.   | Make (trade name of manufacturer)   | : | Bosal   |
| 0.2.   | Type and general commercial description(s)  | : | 024301  |
| 0.3.   | Means of identification of type marked on the component   | : | Approval number                                   |
| 0.3.1. | Location of that marking  | : | On type plate                                     |
| 0.5.   | Name and address of manufacturer  | : | Bosal<br>postbus 168<br>4920 AD Made Nederland    |
| 0.7.   | In the case of components and separate technical units, location and method of affixing of the EEC type approval mark | : | On type plate                                     |
| 0.8.   | Address(es) of assembly plant(s)  | : | See information document<br>(annex III, item 0.8) |



Type-approval number: e4\*94/20\*1312\*00

SECTION II

1. Additional information (where applicable) : See Appendix I
2. Technical service responsible for carrying out the tests : RDW  
Testbaan|Centrum  
Talingweg 76  
8218 NX Lelystad
3. Date of test report : 31-08-1999
4. Number of test report : RDW-94/20-0867
5. Remarks (if any) : See Appendix I
6. Place : Zoetermeer
7. Date : 10. SEP 1999
8. Signature :   
 B. Bysterbosch
9. The index to the information package lodged with the competent authority that has granted type-approval, which may be obtained on request, is attached.
  - Application form relating to annex III and annexed drawings
  - Drawings and instructions for attachment
  - Fitting instructions
  - Test report as mentioned in item 4.

**Appendix I**  
**to EEC type-approval certificate No : e4\*94/20\*1312\*00**  
**concerning the components type-approval of mechanical coupling devices with regard to**  
**Directive 94/20/EEC**

1. Additional information
- 1.1. Class of the type of coupling : A50-X
- 1.2. Categories or types of vehicles for which the device is designed or restricted : See fitting instructions
- 1.3. Maximum D-value : 8,62 kN
- 1.4. Maximum vertical load S at the coupling point : 75 kg
- 1.5. Maximum load U at the fifth wheel coupling point : ----- ton
- 1.6. Maximum V-value : ----- kN
- 1.7. Instructions for attachment of the coupling type to the vehicle and photographs or drawings of the fitting points at the vehicle give by the manufacturer; additional information if the use of the coupling type is restricted to special types of vehicles : See fitting instructions
- 1.8. Information on the fitting of special towing brackets or mounting plates : See fitting instructions
5. Remarks: The installation of the coupling device to the vehicle must be checked according to requirements of Annex VII, see Annex I, par.5.10. .

