



THE NETHERLANDS



EEC TYPE-APPROVAL CERTIFICATE

Communication concerning the:


- type-approval
- ~~extension of type approval~~
- ~~refusal of type approval~~
- ~~withdrawal of type approval~~

of a type of a component (towbar) with regard to Directive (94/20/EEC)

Type-approval number: e4*94/20*1214*00

Reason for extension:

SECTION I




- | | | |
|--------|------------------------------------------------------------------------------------------------------------------|-----------------------------------------------------|
| 0.1 | Make (trade name of manufacturer) | : Bosal |
| 0.2. | Type and general commercial description(s) | : 024241 |
| 0.3. | Means of identification of type marked on the component | : Approval number |
| 0.3.1. | Location of the marking | : on type plate |
| 0.5. | Name and address of manufacturer | : Bosal
postbus 168
4920 AD Made Nederland |
| 0.7. | In the case of components and separate technical units, location and method of affixing of the EEC approval mark | : on type plate |
| 0.8. | Name(s) and address(es) of assembly plants | : See information document
(annex III, item 0.8) |

Type-approval number: e4*94/20*1214*00

SECTION II

1. Additional information
(where applicable) : see Appendix I
2. Technical service responsible for
carrying out the tests : RDW
Testbaan|Centrum
Talingweg 76
8218 NX Lelystad
3. Date of testreport : 29-03-1999
4. Number of testreport : RDW-94/20-0138
5. Remarks (if any) : see Appendix I
6. Place : Zoetermeer
7. Date : 12-4-1999
8. Signature :




9. The index to the information package lodged with the competent authority that has granted type-approval, which may be obtained on request, is attached.

- Application form relating to annex III and annexed drawings
- Drawings and instructions for attachment
- Fitting instructions
- Test report as mentioned in item 4.

Appendix I
to EEC type-approval certificate No : e4*94/20*1214*00
concerning the components type-approval of mechanical coupling devices with regard to
Directive 94/20/EEC

1. Additional information
- 1.1. Class of the type of coupling : A50-X
- 1.2. Categories or types of vehicles for which the device is designed or restricted : see fitting instructions
- 1.3. Maximum D-value : 8,52 kN
- 1.4. Maximum vertical load S at the coupling point : 75 kg
- 1.5. Maximum load U at the fifth wheel coupling point : ----- ton
- 1.6. Maximum V-value : ----- kN
- 1.7. Instructions for attachment of the coupling type to the vehicle and photographs or drawings of the fitting points at the vehicle given by the manufacturer; additional information if the use of the coupling type is restricted to special types of vehicles : see fitting instructions
- 1.8. Information on the fitting of special towing brackets or mounting plates : see fitting instructions



5. Remarks : The installation of the coupling device to the vehicle must be checked according to requirements of Annex VII, see Annex I, par.5.10.