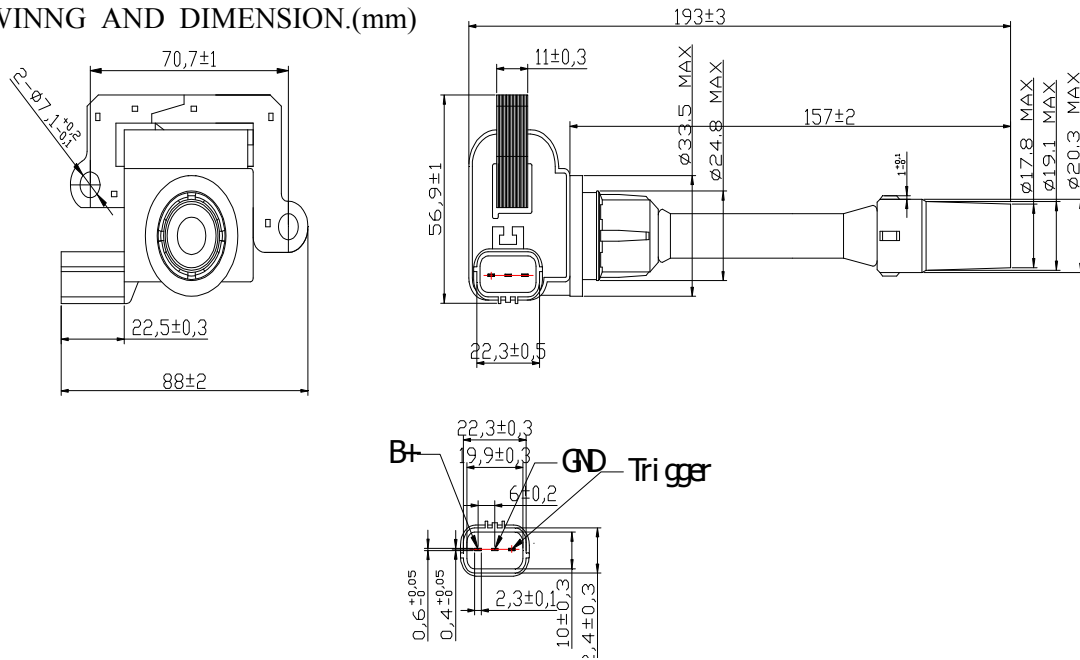


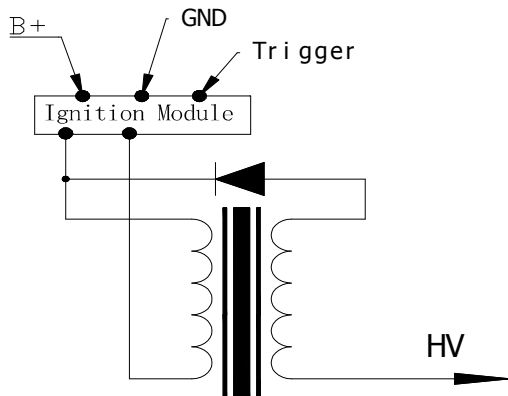
NAME	CM-08 Electrical Specification	NO.	IC-1-1-636-2
-------------	---------------------------------------	------------	---------------------

1. DRAWING AND DIMENSION.(mm)



2. CIRCUIT DIAGRAM

Electrical schematic diagram



3. ELECTRICAL PROPERTIES

3.1 DC RESISTANCE : AT t=23±5°C

PRIMARY RESISTANCE : -----

SECONDARY RESISTANCE : -----

3.2 INDUCTANCE : AT t=23±5°C f=1KHz

PRIMARY INDUCTANCE : -----

SECONDARY INDUCTANCE : -----

3.3 OUTPUT VOLTAGE

AT

INPUT VOLTAGE DC : 14V

FREQUENCY RATE : 50HZ

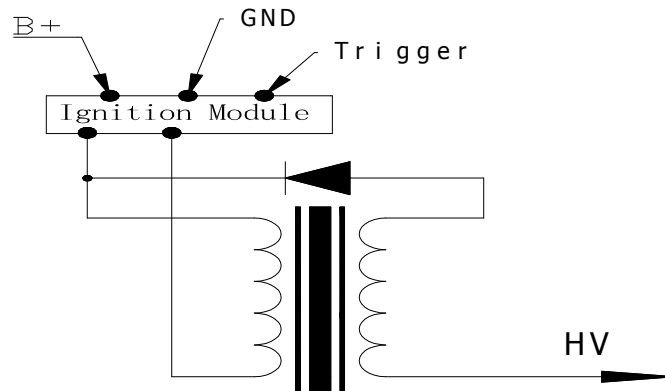
CONDUCTION TIME : 3.6ms

LOAD : 50PF

Vout : ≥24KV

3.4 TEST CIRCUIT

Electrical schematic diagram



2012.08.28	2013.11.15	2	潘靜怡 張明賢	卓建廷	蔡昌利	MOBILETRON
Date of first edition	Date of revised edition	Edition	Manu-script	Review	Approval	Nov.20.2013
						Release