
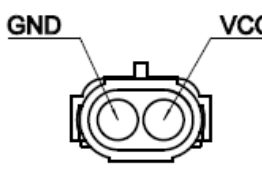
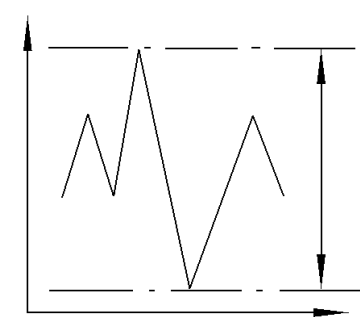
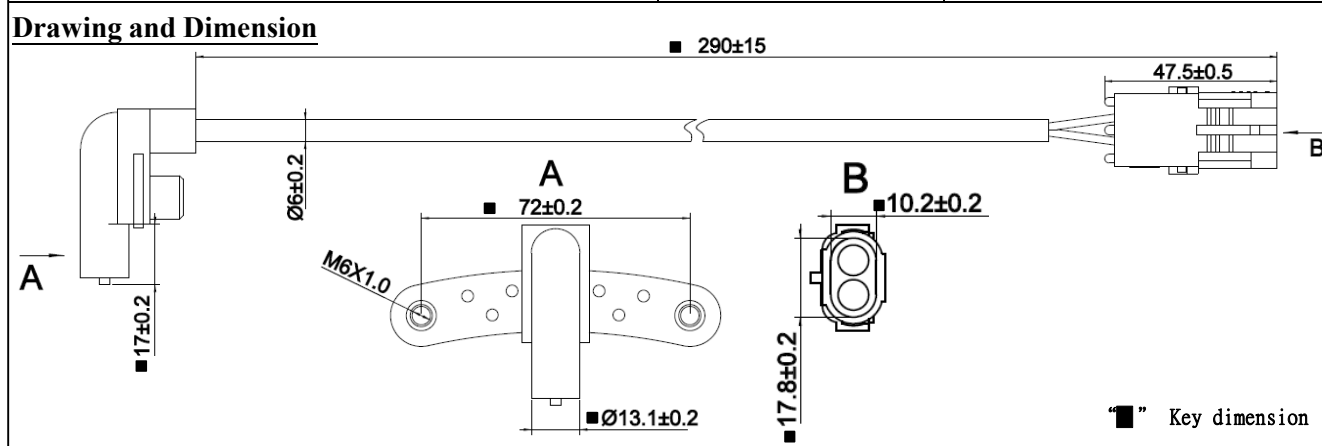


NAME	CS-E366 Crankshaft Sensor	NO	CS-1-A-862
-------------	----------------------------------	-----------	-------------------

Picture 	Plug 	Waveform 
---	---	--



TYPE : Hall Magnetic

Parameter	SYMBOLS	MIN.	TYP.	MAX.	UNITS
Resistance (25°C)	R	200	250	300	ohm
Inductance@1KHz	L	68	85	102	mH
Working Voltage	V	N/A	N/A	N/A	V
Detecting range	Air Gap	N/A	1	N/A	mm
Magnetic field direction SFS=South facing sensor NFS=North facing sensor		SFS	SFS	SFS	
Duty ratio(t1/T)	Duty	N/A	N/A	N/A	%
Temperature	To	-30	25	125	°C
Reference Teeth		N/A	58	N/A	
Output Voltage (600RPM,1mm)	Vp-p	1.68	2.1	2.52	V

2020.12.24		1	魯企航	呂漢榮	黃鵬	MOBILETRON
Date of first edition	Date of revised edition	edition	Manuscript	Review	Approval	Dec.29.2020
						Release