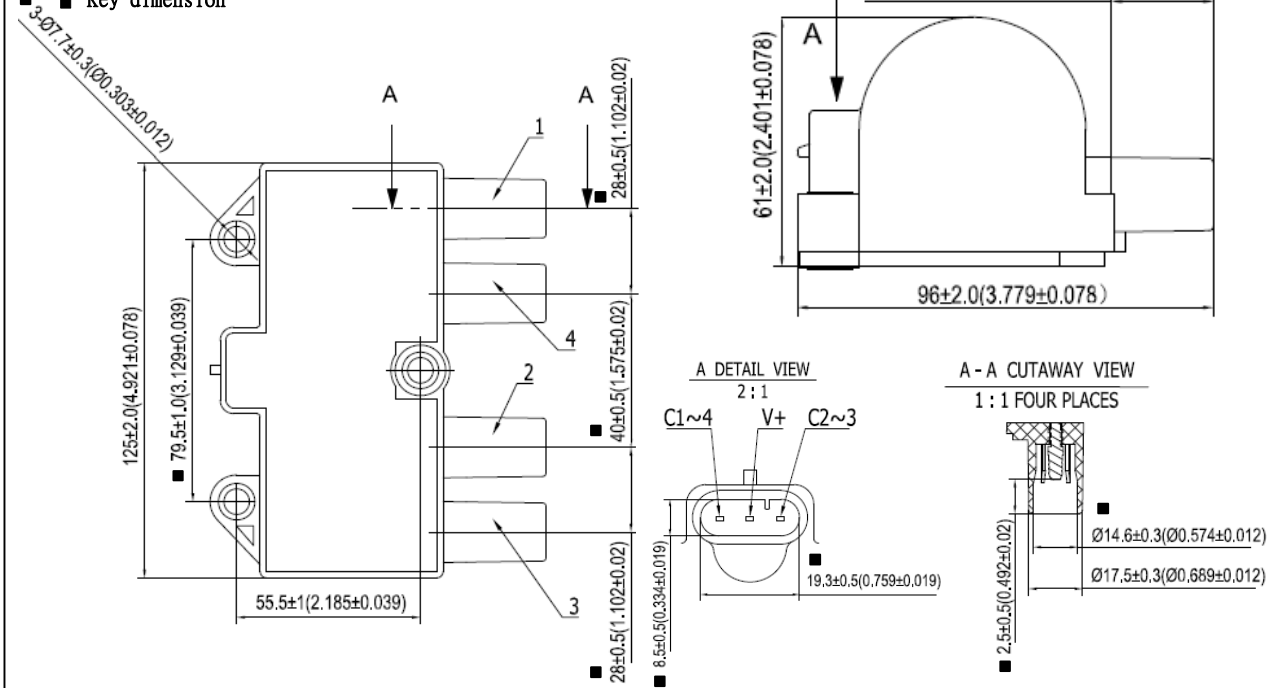


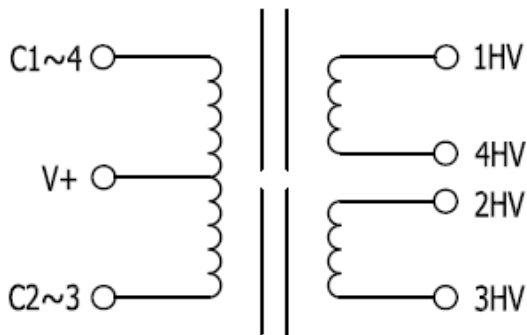
<b>NAME</b>	<b>CG-24 Electrical Specification</b>	<b>NO.</b>	<b>IC-1-1-737-6</b>
-------------	---------------------------------------	------------	---------------------

**1. DRAWING AND DIMENSION.(mm)**

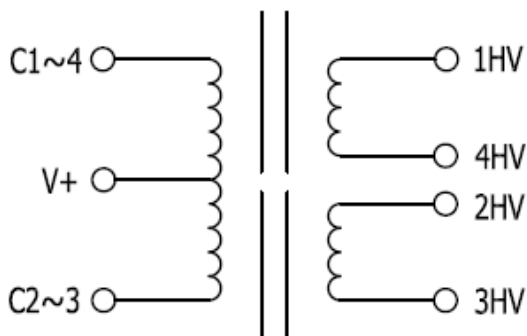
■ Key dimension



**2. CIRCUIT DIAGRAM**



**3.4 TEST CIRCUIT**



**3. ELECTRICAL PROPERTIES**

**3.1 DC RESISTANCE : AT t=25±5°C**

Primary Resistance : 0.5Ω±15%  
 Secondary Resistance : 4.5KΩ±20%

**3.2 INDUCTANCE : AT t=25±5°C f=1KHz**

Primary Inductance : 2.4mH±15%  
 Secondary Inductance : 12.5H±20%

**3.3 OUTPUT VOLTAGE**

AT  
 Input Voltage DC : 14±0.5V  
 Frequency : 50Hz  
 LOAD : 50PF//1MΩ  
 Vout : ≥ 17KV  
 Dwell : 2.3ms

2014.08.05.	2021.04.14.	3	呂漢榮	王亮	黃鵬	MOBILETRON
Date of first edition	Date of revised edition	Edition	Manu-script	Review	Approval	Apr.19.2021
						Release