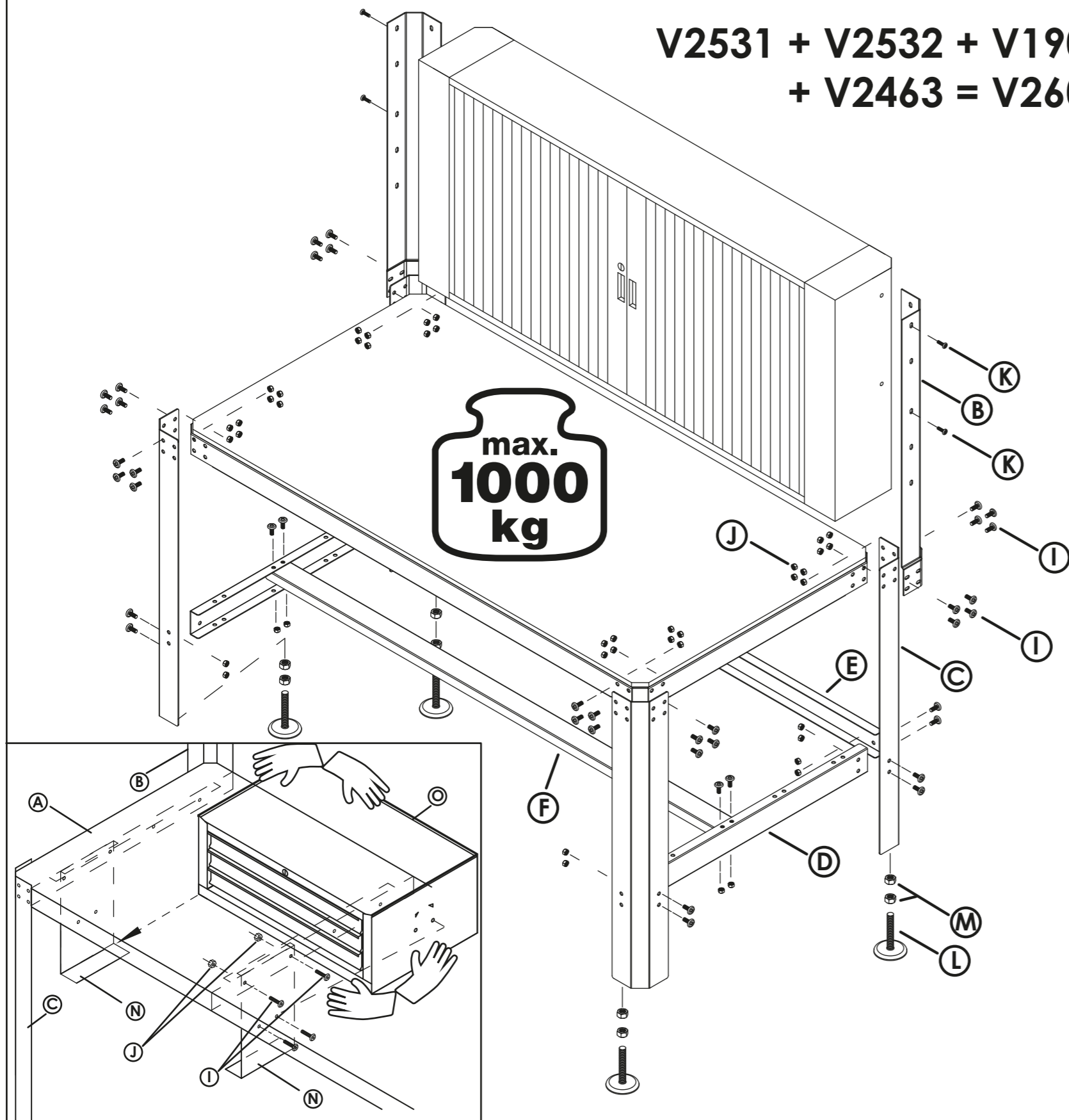


Aufbauanleitung / Assembly Instruction

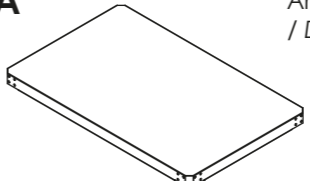
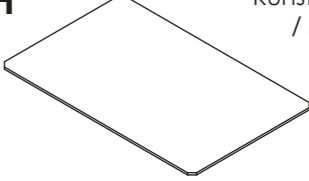
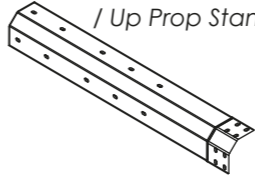
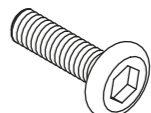

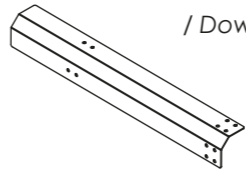
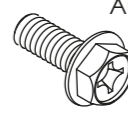
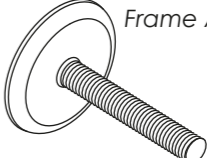
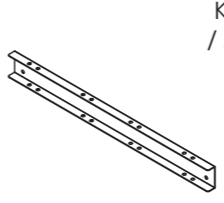
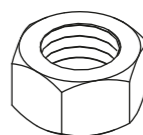
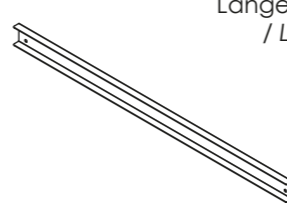

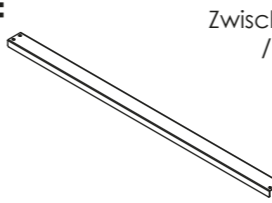
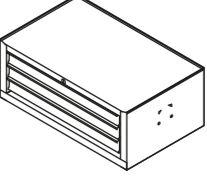
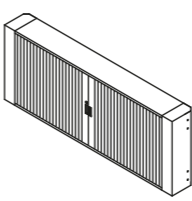
V 2531



**V2531 + V2532 + V1902
+ V2463 = V2604**



Einzelteilübersicht / Parts List

| Einzelteilbezeichnung Part Name | Menge QTY | Einzelteilbezeichnung Part Name | Menge QTY |
|--|--------------|--|--------------|
| A  Arbeitsplatte / Desk Board | 1 | H  Kunststoffplatte / PVC board | 1 |
| B  Halteung für V2532 / Up Prop Stand for V2532 | 2 | I  Flache Sechskant Schraube / Flat Hex Bolt (M8x15mm) | 56 |
| | | J  Mutter / Nut (M8) | 52 |
| C  Tischbein / Down Prop Stand | 4 | K  Aussensechskantschraube / Nut Screw (M6x15mm) | 4 |
| | | L  Höhenverstellbarer Fuss / Frame Adjustable System | 4 |
| D  Kurze Abstützung / Brace Short Side | 2 | M  Mutter / Nut (1/2") | 8 |
| E  Lange Abstützung / Long Brace | 1 | N  Haltebleche für V1902 / Chest Rack for V1902 (optional) | 2 |
| F  Zwischenabstützung / Across Brace | 1 | O  Unterschrank für Werkbank / Drawer Chest (optional) | 1 |
| G  Aufsatzschrank / Backcabinet (optional) | 1 | | |