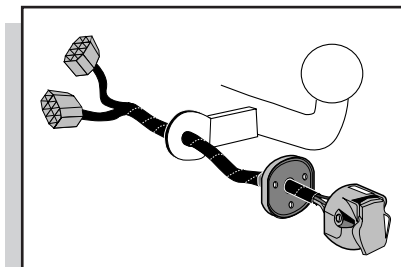


Montage-handleiding elektrokabelset voor  
trekhaak met 12-N contactdoos  
vlg. DIN/ISO norm 1724


Fitting instructions electric wiringkit  
towbar with 12-N socket up to  
DIN/ISO norm 1724

Einbauanleitung Elektrosatz  
Anhängervorrichtung mit 12-N Steckdose  
lt. DIN/ISO Norm 1724

Instructions de montage du faisceau  
électrique pour crochet d'attelage  
conforme à la norme DIN/ISO 1724  
prise 12-N

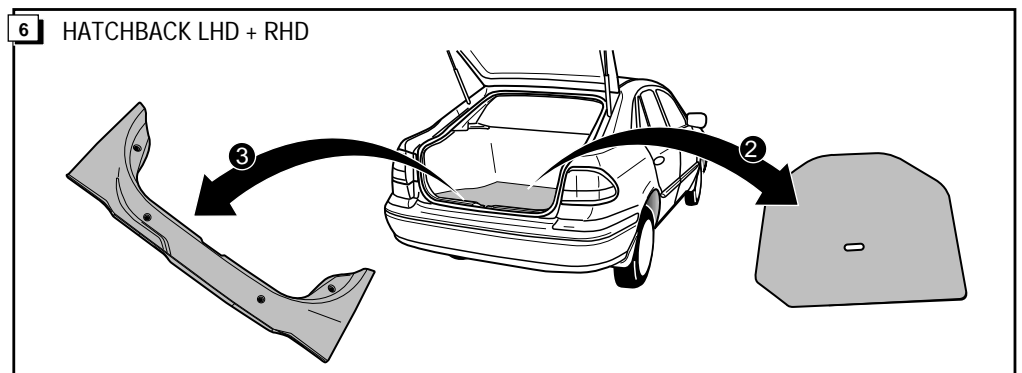
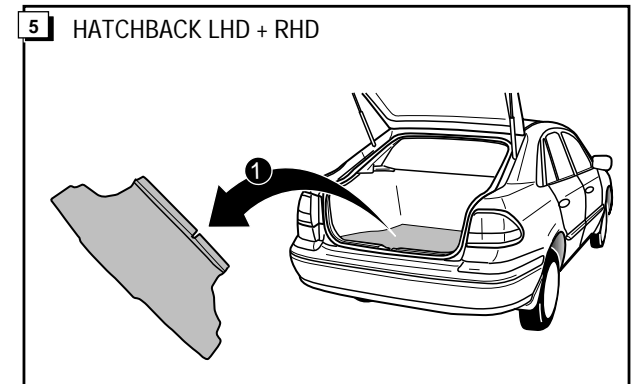
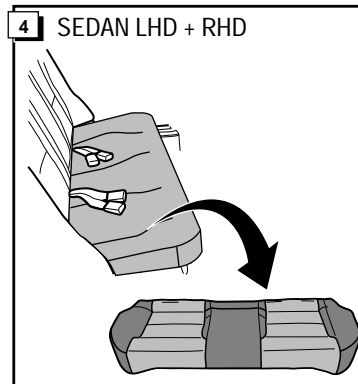
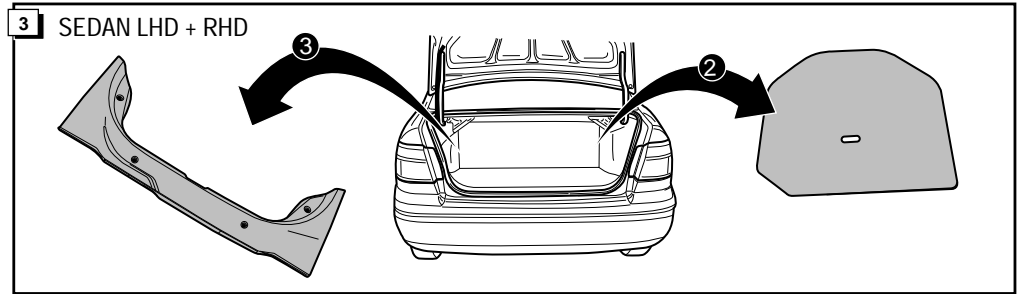
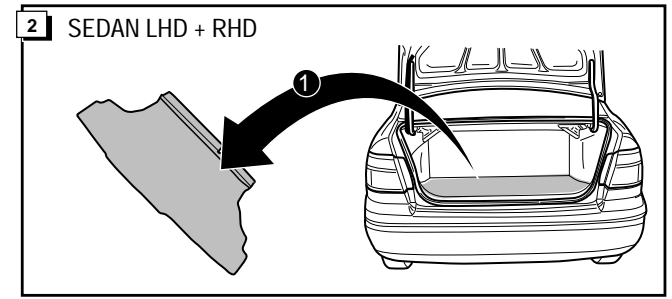



## MAZDA 626 Sedan/Hatchback/Station 1997-

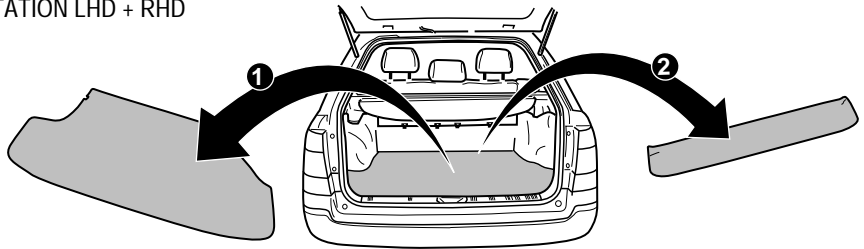


Bestel Nr.: MAZ-049-L

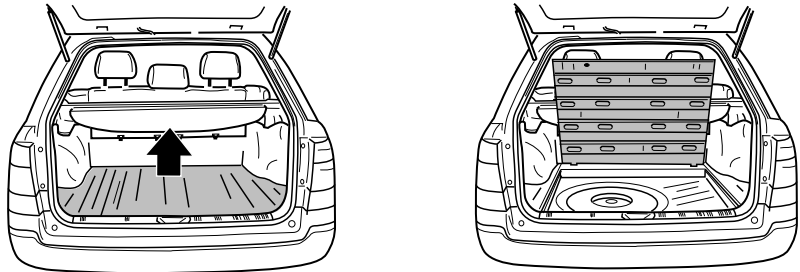




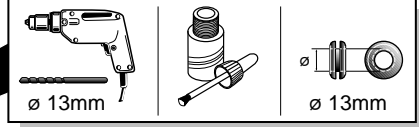
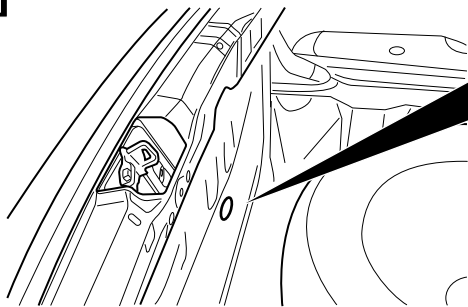
**7** STATION LHD + RHD



**8** STATION LHD + RHD




**9**




SEDAN LHD + RHD  
HATCHBACK LHD + RHD  
STATION LHD + RHD


**10** SEDAN LHD




**11** SEDAN RHD



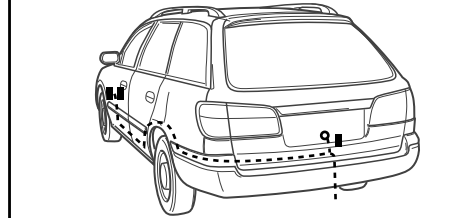
12 HATCHBACK LHD



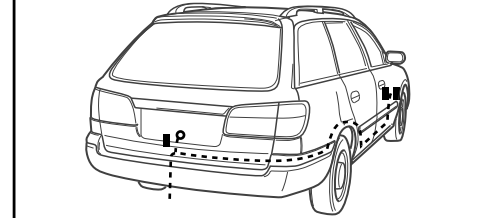
13 HATCHBACK RHD



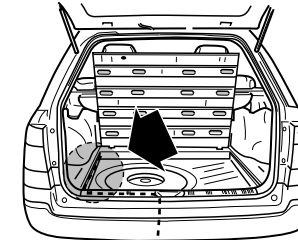
14 STATION LHD



15 STATION RHD



16 STATION LHD + RHD



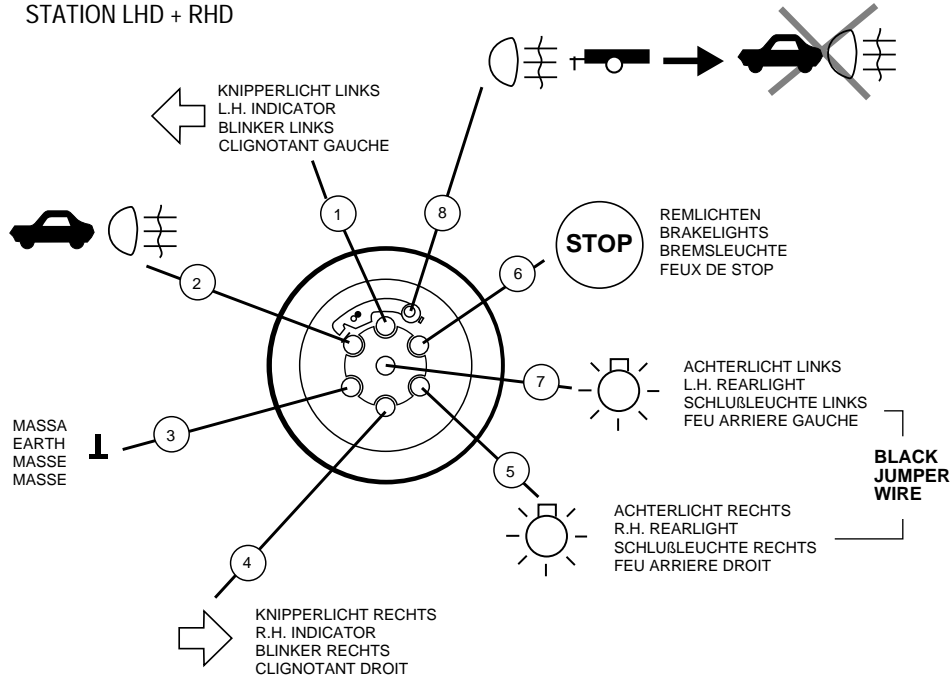
SHARP PARTS

17 SEDAN LHD + RHD  
HATCHBACK LHD + RHD  
STATION LHD + RHD

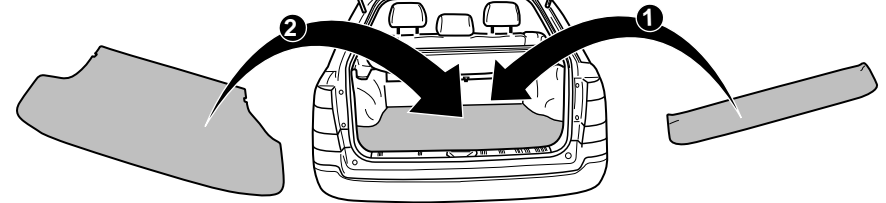
	<b>NL</b>	<b>GB</b>	<b>D</b>	<b>F</b>
1=L	GEEL	YELLOW	GELB	JAUNE
2=54-G	BLAUW	BLUE	BLAU	BLEU
3=31	WIT	WHITE	WEIß	BLANC
4=R	GROEN	GREEN	GRÜN	VERT
5=58-R	ZWART	BLACK	SCHWARZ	NOIR
6=54	ROOD	RED	ROT	ROUGE
7=58-L	ZWART	BLACK	SCHWARZ	NOIR
8=58-B	GRIJS	GREY	GRAU	GRIS

BLACK JUMPER WIRE


**18** SEDAN LHD + RHD  
HATCHBACK LHD + RHD  
STATION LHD + RHD



**36** STATION



**37**



**38**

**! CONTROLEER FUNCTIES !  
CHECK FUNCTIONS !  
FUNKTIONEN KONTROLIEREN !  
CONTRÔLER LES FONCTIONS !**

**INFO**

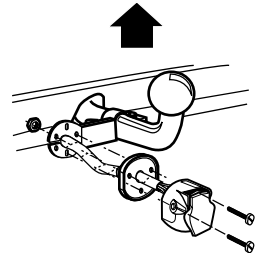
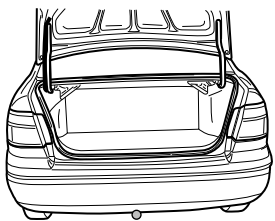
By switching on flashers with the trailer connected (3x21W) or the warning lights (6x21W), the 2nd direction indicator light will flash.

Het controle-lampje knippert wanneer bij aangesloten aanhanger de knipperlichten (3x21W) of waarschuwingslichten (6x21W) ingeschakeld zijn.

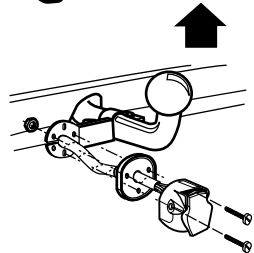

Die Kontrolleuchte blinkt, wenn beim angeschlossenen Anhänger die Blinker (3x21W) oder Warnblinkanlage (6x21W) eingeschaltet sind.

Le deuxième témoin de contrôle clignote lorsque les feux de détresses (6x21W) et les clignotants (3x21W) du véhicule sont allumés alors que la caravane/remorque est accouplée au véhicule.

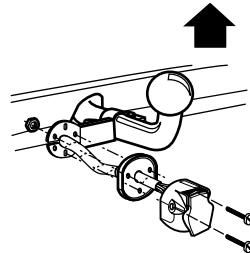

**19** SEDAN LHD + RHD




HATCHBACK LHD + RHD



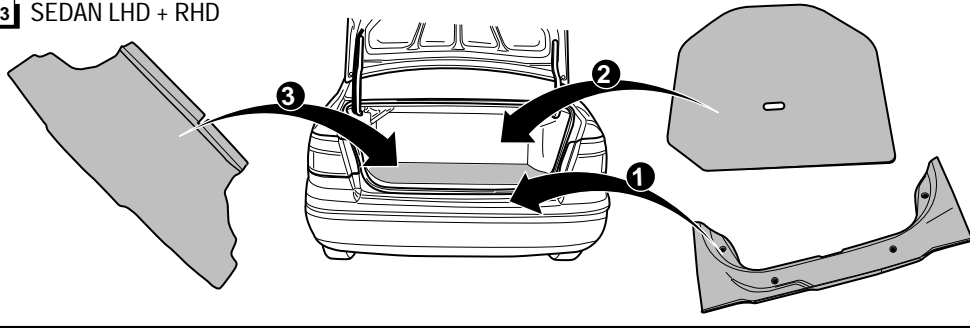
STATION LHD + RHD



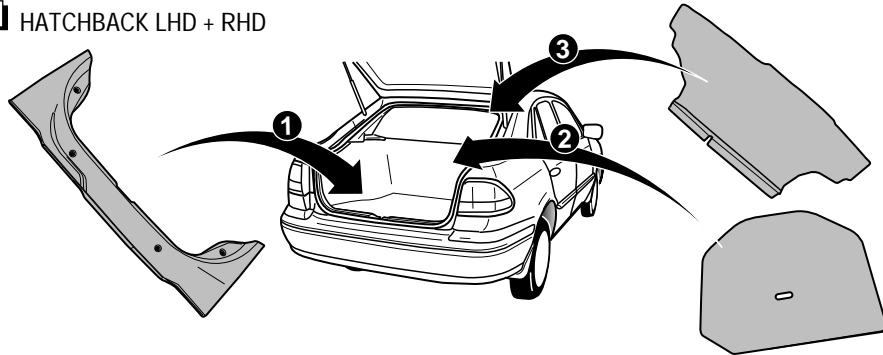
32 SEDAN LHD + RHD



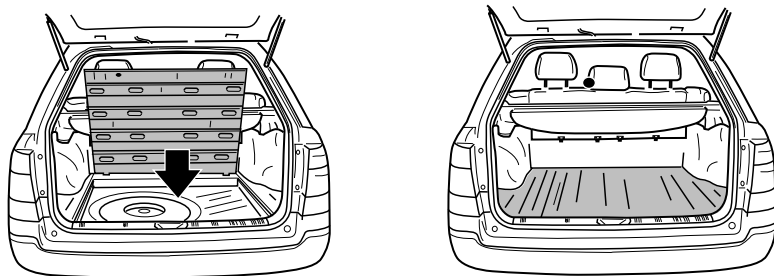
33 SEDAN LHD + RHD



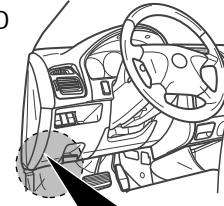
34 HATCHBACK LHD + RHD



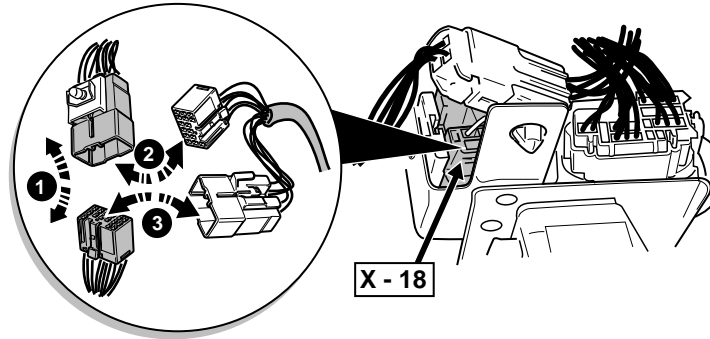

35 STATION LHD + RHD



20 SEDAN LHD  
HATCHBACK LHD  
STATION LHD



SEDAN RHD  
HATCHBACK RHD  
STATION RHD

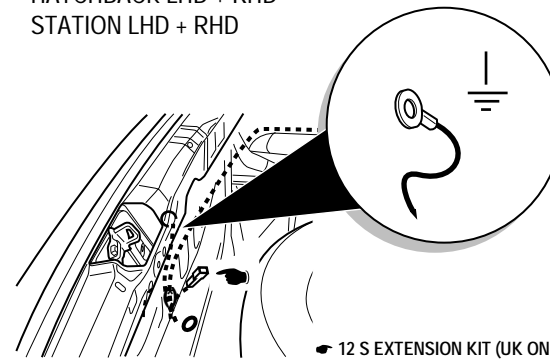


X-18 FRONT(F) - INTERIOR (IN)

FOR LHD: [ ] WITH RUNNING LIGHT SYSTEM, <> 5HB, () WITH THEFT-DETERRENT SYSTEM  
FOR RHD: <> 5HB, () WITH THEFT-DETERRENT SYSTEM

(F) (LHD)					(F) (RHD)					(IN)				
*	(R/G)	<L/W>			*	(R/G)	L/W			*			<L/W>	(R/G)
*	(P)	<R/L>	L/Y	G/W	*	(P)	R/L	L/Y	G/W	*	Y/R	G/W	L/Y	<R/L>
*		LG/B	G/Y	G/B	*		LG/B	G/Y	G/B	*	*	G/B	G/Y	LG/B
		[LG/R]		Y/R					Y/R					P
				R/B					R/B					*
				Y/G					Y/G					*

21 SEDAN LHD + RHD  
HATCHBACK LHD + RHD  
STATION LHD + RHD



12 S EXTENSION KIT (UK ONLY)  
Partnr.: BC6J-V3-921F

22 SEDAN LHD  
HATCHBACK LHD  
STATION LHD

