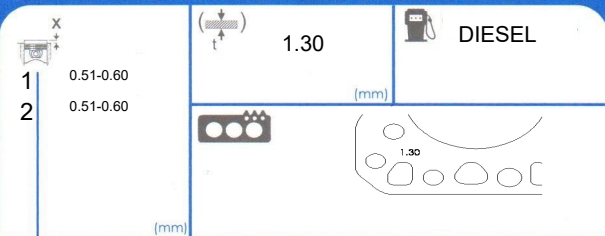


10120810

R010624

CITROEN, FIAT, IVECO




DIESEL

c.c. 2798,2799 (cm3) 94.4 (mm)

1	8140.43;8140.43S
2	8140.23.37;8140.23.38;8140.43;8140.43.37;8140.43N;8140.43S; S9W-700;S9W-702


1	81025600	M12X1.25X163(14),M12X1.25X90(8)
2	81003200	M12X1.25X119(12),M12X1.25X163(10)

CHECK CATALOG



1, 2 NO

RETIGHTENING



1, 2 NO

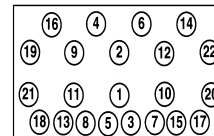
RETIGHTENING

ROUGHNESS



MLS

ALUMINIUM ALUMINIO	0.5 / 1.0 µm	2.3 µm MAX
CAST IRON FUNDICIÓN	1.5 / 1.8 µm	3.8 µm MAX



TORQUE SEQUENCE

-90° +
-180°

LOOSEN NUT AND TIGHTEN BOLT BY BOLT RESPECTING THE SPECIFIED TORQUE AND ORDER
AJUSTAR NUT Y APRETAR TORNILLO A TORNILLO CON EL PAR Y ORDEN ESPECIFICADOS

LOOSEN ALL THE BOLTS
AJUSTAR TODOS LOS TORNILLOS

RUN THE ENGINE UNTIL TOTAL OPENING OF THE THERMOSTAT
(LET THE ENGINE COOL DOWN FOR 4 HOURS WITH OPEN BONNET)
OPEN THE CAP OF THE EXPANSION TANK OF THE WATER COOLING CIRCUIT
RODAR EL MOTOR HASTA LA APERTURA TOTAL DEL TERMOSTATO
DEJAR ENfriAR EL MOTOR CUATRO HORAS (CAPOT ABIERTO)
ABRIR EL TAPON DEL VASO DE EXPANSION DEL CIRCUITO DEL AGUA DE REFRIGERACION

AJUSA IS NOT RESPONSIBLE FOR ANY UPGRADE AFTER THIS DOCUMENT HAD BEEN PRINTED. FOR MORE INFO PLEASE SCAN THIS QR CODE OR VISIT OUR WEBSITE www.ojsa.es

AJUSA NO SE RESPONSABILIZA DE CUALQUIER ACTUALIZACIÓN POSTERIOR A LA IMPRESIÓN DE ESTE DOCUMENTO. PARA MAYOR INFORMACIÓN CAPTURE CON SU SMARTPHONE EL SIGUIENTE CÓDIGO QR O VISITE NUESTRA PÁGINA WEB www.ojsa.es

