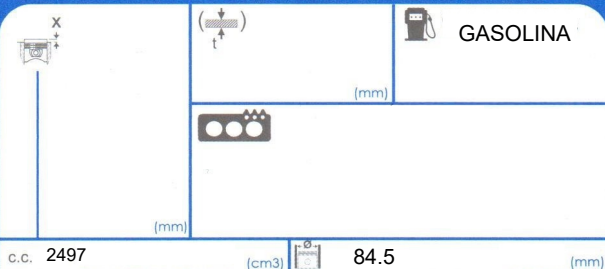


# 10090700

R010624

# FORD, MAZDA




1	152CID;KL;KLD
---	---------------


1	81047100	M11X1.50X134(8)
---	----------	-----------------

CHECK CATALOG

CHECK CATALOG



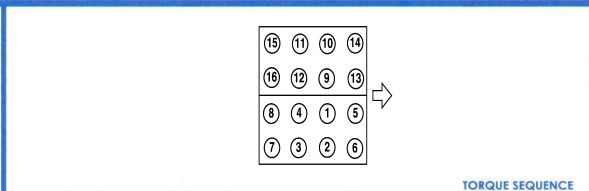
1 NO RETIGHTENING



1 NO RETIGHTENING

ROUGHNESS

	MLS	
ALUMINIUM ALUMINIO	0.5 / 1.0 µm	2.3 µm MAX
CAST IRON FUNDICIÓN	1.5 / 1.8 µm	3.8 µm MAX



-90° +  
-180°  
<>

LOOSEN 90° AND TIGHTEN BOLT BY BOLT RESPECTING THE SPECIFIED TORQUE AND ORDER  
AJUSTAR 90° Y APRETAR TORNILLO A TORNILLO CON EL PAR Y ORDEN ESPECIFICADOS  
LOOSEN ALL THE BOLTS  
AJUSTAR TODOS LOS TORNILLOS  
RUN THE ENGINE UNTIL TOTAL OPENING OF THE THERMOSTAT  
LET THE ENGINE COOL DOWN FOR 4 HOURS (WITH OPEN BONNET)  
OPEN THE CAP OF THE EXPANSION TANK OF THE WATER COOLING CIRCUIT  
RODAR EL MOTOR HASTA LA APERTURA TOTAL DEL TERMOSTATO  
DEJAR ENfriAR EL MOTOR CUATRO HORAS (CAPOT ABIERTO)  
ABRIR EL TAPON DEL VASO DE EXPANSION DEL CIRCUITO DEL AGUA DE REFRIGERACION

AJUSA IS NOT RESPONSIBLE FOR ANY UPGRADE AFTER THIS DOCUMENTI HAD BEEN PRINTED. FOR MORE INFO PLEASE SCAN THIS QR CODE OR VISIT OUR WEBSITE [www.ojusa.es](http://www.ojusa.es)  
AJUSA NO SE RESPONSABILIZA DE CUALQUIER ACTUALIZACION POSTERIOR A LA IMPRESION DE ESTE DOCUMENTO. PARA MAYOR INFORMACION CAPTURE CON SU SMARTPHONE EL SIGUIENTE CODIGO QR O VISITE NUESTRA PAGINA WEB [www.ojusa.es](http://www.ojusa.es)