

10083400

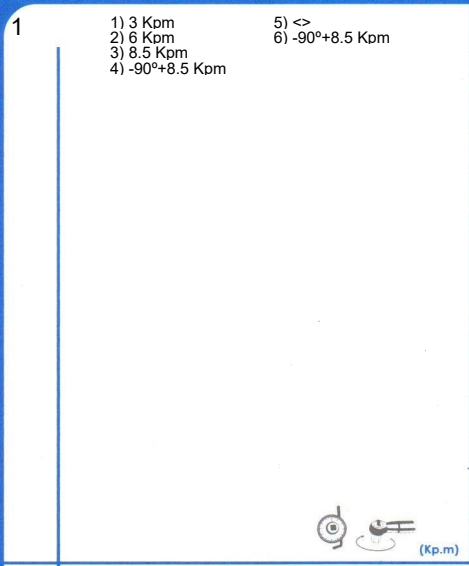
R010624

ASIA MOTORS, FORD, KIA



c.c. 1789,1998,2148 (mm) 86 (mm)


1 F2;F2E;F2L;F8;F804;FE;UN2



- 1) 3 Kpm
- 2) 6 Kpm
- 3) 8.5 Kpm
- 4) -90°+8.5 Kpm
- 5) <>
- 6) -90°+8.5 Kpm



1 1000 Km -90°+8.5 Kpm **RETIGHTENING**



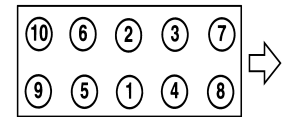
- 1) 22 lbf
- 2) 43 lbf
- 3) 62 lbf
- 4) -90°+62 lbf
- 5) <>
- 6) -90°+62 lbf



1 1000 Km -90°+62 lbf **RETIGHTENING**

ROUGHNESS

MLS		
ALUMINIUM ALUMINIO	0.5 / 1.0 µm	2.3 µm MAX
CAST IRON FUNDICIÓN	1.5 / 1.8 µm	3.8 µm MAX



TORQUE SEQUENCE

85003600

CHECK CATALOG

-90° +
-180°
<>

LOOSEN 90° AND TIGHTEN BOLT BY BOLT RESPECTING THE SPECIFIED TORQUE AND ORDER
AFLOJAR 90° Y APRETAR TORNILLO A TORNILLO CON EL PAR Y ORDEN ESPECIFICADOS
LOOSEN ALL THE BOLTS
AFLOJAR TODOS LOS TORNILLOS
RUN THE ENGINE UNTIL TOTAL OPENING OF THE THERMOSTAT
LET THE ENGINE COOL DOWN FOR 4 HOURS (WITH OPEN BONNET)
OPEN THE CAP OF THE EXPANSION TANK OF THE WATER COOLING CIRCUIT
RODAR EL MOTOR HASTA LA APERTURA TOTAL DEL TERMOSTATO
DEJAR ENfriAR EL MOTOR CUATRO HORAS (CAPOT ABIERTO)
ABRIR EL TAPON DEL VASO DE EXPANSION DEL CIRCUITO DEL AGUA DE REFRIGERACION

ASJA IS NOT RESPONSIBLE FOR ANY UPGRADE AFTER THIS DOCUMENT HAD BEEN PRINTED. FOR MORE INFO, PLEASE SCAN THIS QR CODE OR VISIT OUR WEBSITE www.ojsa.es

ASJA NO SE RESPONSABILIZA DE CUALQUIER ACTUALIZACION POSTERIOR A LA IMPRESION DE ESTE DOCUMENTO. PARA MAYOR INFORMACION CAPTURE CON SU SMARTPHONE EL SIGUIENTE CODIGO QR O VISITE NUESTRA PAGINA WEB www.ojsa.es

