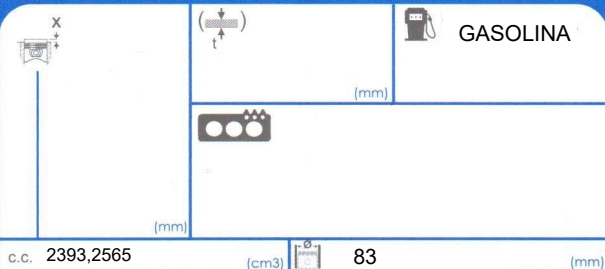




# 10023700

R010624


# NISSAN



1 L24;L24E;L24S;L26



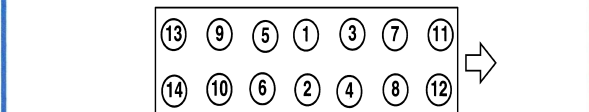
1 1000 Km -90°+8.5 Kpm **RETIGHTENING**



1 1000 Km -90°+62 lbf **RETIGHTENING**

**ROUGHNESS**

MLS		
ALUMINIUM ALUMINIO	0.5 / 1.0 µm	2.3 µm MAX
CAST IRON FUNDICIÓN	1.5 / 1.8 µm	3.8 µm MAX



**-90° +**  
**-180°**

<>

LOOSEN NUT AND TIGHTEN BOLT BY BOLT RESPECTING THE SPECIFIED TORQUE AND ORDER  
AFLOJAR NUT Y APRIAR TORNILLO A TORNELLO CON EL PAR Y ORDEN ESPECIFICADOS  
SOLICEN ALL THE BOLTS  
AFLOJAR TODOS LOS TORNELLOS  
RUN THE ENGINE UNTIL TOTAL OPENING OF THE THERMOSTAT  
(LET THE ENGINE COOL DOWN FOR 4 HOURS WITH OPEN BONNET)  
OPEN THE CAP OF THE EXPANSION TANK OF THE WATER COOLING CIRCUIT  
RODAR EL MOTOR HASTA LA APERTURA TOTAL DEL TERCIOSTATO  
DEJAR ENRIAR EL MOTOR CUATRO HORAS (CAPOT ABIERTO)  
ABRIR EL TAPON DEL VASO DE EXPANSION DEL CIRCUITO DEL AGUA DE REFRIGERACION

**AJUSA IS NOT RESPONSIBLE FOR ANY UPGRADE AFTER THIS DOCUMENT HAD BEEN PRINTED. FOR MORE INFO PLEASE SCAN THIS QR CODE OR VISIT OUR WEBSITE [www.ojusa.es](http://www.ojusa.es)**

**AJUSA NO SE RESPONSABILIZA DE CUALQUIER ACTUALIZACIÓN POSTERIOR A LA IMPRESIÓN DE ESTE DOCUMENTO. PARA MAYOR INFORMACIÓN CAPTURE CON SU SMARTPHONE EL SIGUIENTE CÓDIGO QR O VISITE NUESTRA PÁGINA WEB [www.ojusa.es](http://www.ojusa.es)**

**TORQUE SEQUENCE**