

**NL** Montage-instructies  
**DE** Montageanleitung  
**GB** Fitting instructions  
**FR** Instructions de montage  
**IT** Istruzioni per il montaggio  
**ES** Instrucciones de montaje  
**SE** Monteringsanvisning

**FI** Asennusohje  
**PL** Instrukcja montażu  
**CZ** Návod na montáž  
**DK** Monteringsvejledning  
**NO** Monteringsanvisning  
**GR** οδηγίες συναρμολόγησης



**738531**

**PEUGEOT 308/308SW ph2**  
**10/13 -**

***Follow me...***

**NL** De onderneming kan niet aansprakelijk worden gesteld voor schade indien de instructies die bij de kabelsets worden geleverd niet worden gerespecteerd.  
Belangrijk: niet overschrijden van het maximale vermogen wordt aangegeven door de functie "Tab. A"

**DE** Das Unternehmen kann nicht verantwortlich für entstandenen Schaden zu halten, wenn die Möbel Anweisungen, die der Anhängerkupplungen Verdrahtungssätze eingehalten werden nicht gestellt.  
Wichtig: ragen Sie nicht heraus die maximale Kraft wird durch die Funktion " Tab. A "

**GB** The company cannot be responsible for any damage if the instructions of accessories supplied with the towbars wiring kits are not respected.  
Important: Do not exceed the maximum power indicated on "Tab. A"

**FR** La société ne peut pas être responsable de tout dommage si les instructions d'accessoires fournis avec les kits de câblage attelages ne sont pas respectés.  
Important : Ne pas dépasser la puissance maximale par fonction indiquée sur " Tab. A "

**IT** La società, non possono essere tenuti responsabili di eventuali danni, se le istruzioni accessori fornite con il kit towbars cablaggio non sono rispettati.  
Importante: Non superare la potenza massima indicata dalla funzione "Tab. A"

**ES** La empresa no puede ser considerada responsable de ningún daño que pueda, si las instrucciones de los accesorios previstos con los kits de cableado de ganchos de remolque no se respetan  
Importante: No sobrepasar la potencia máxima indicada por la función "Tab. A"

**SE** Företaget kan inte hålla ansvariga den damage om inredning anvisningarna med dragkrokar Kabelsats inte respekteras.  
Viktigt: Överskrid inte den maximala effekt som anges av funktionen "Tab. A"

**FI** Yhtiö ei voida pitää vastuussa kaikista damage jos liitos mukana toimitettuja ohjeita Vetokoukku johtosarja ei noudateta.  
Tärkeää: Älä ylitä ilmaiseaman tehon toiminto "Tab. A"

**PL** Firma nie może być pociąganie do odpowiedzialności wszystkich damage jeśli armatura instrukcją dołączoną do haków holowniczych zestawu przewodów nie są przestrzegane.  
Ważne: Nie należy przekraczać maksymalnej mocy wskazane przez funkcję "Tab. A"

**CZ** Společnost nelze volat k zodpovědnosti, pokud z jakýchkoli damage kování s pokyny vedení tažných zařízení soupravy nejsou dodržovány.  
Důležité upozornění: Nepřekračujte maximální výkon udávaný funkci "Tab. A"

**DK** Firmaet kan ikke drages til ansvar for nogen damage hvis fittings anvisninger med anhængertræk wiring kits er ikke overholdes.  
Vigtigt: Du må ikke overstige den maksimale effekt angives med funktionen "Tab. A"

**NO** Selkapet ikke kan holde ansvarlig for eventuelle damage dersom inventar instruksjoner følger med towbars ledningsnett blir ikke respektert.  
Viktig: Du må ikke overstige den maksimale effekt angitt av funksjonen "Tab. A"

**GR** η εταιρεία μπορεί να μην κατέχει υπεύθυνη για κάθε damage εάν οι οδηγίες που παρέχονται με εξαρτήματα τα towbars και καλωδίωση δεν γίνονται σεβαστά.  
Σημαντικό: Μην υπερβαίνετε τη μέγιστη ένδειξη ισχύος λειτουργία "Tab. A"

**FR** Liste de pièces

**NL** Onderdelenlijst

**SE** Dellista

**CZ** Seznam dílů

**G** Part list

**IT** Elenco componenti

**FI** Osaluettelo

**D** Del-liste

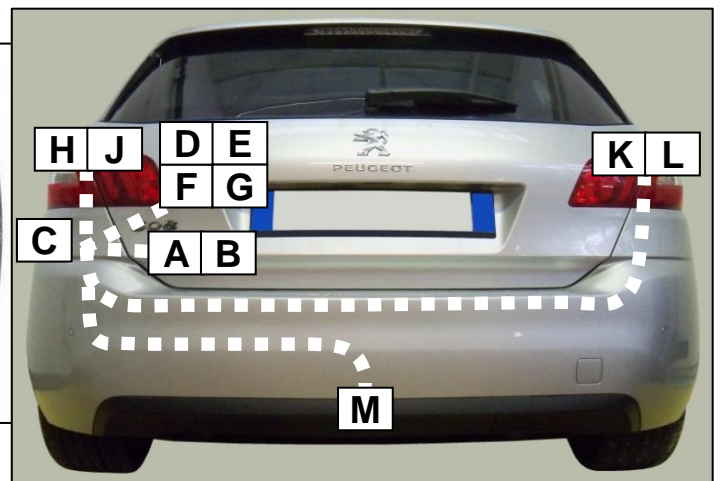


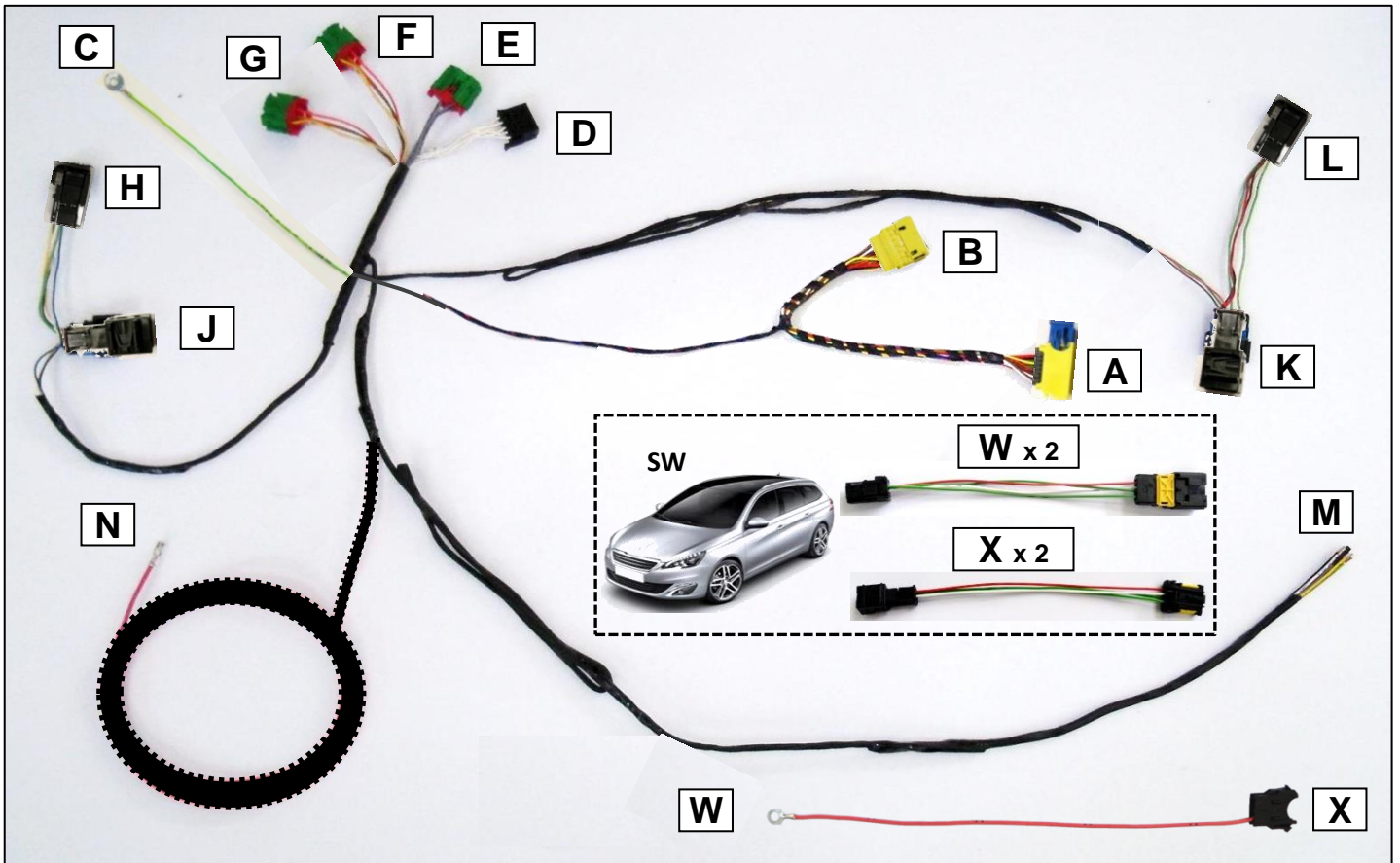
**DE** Einzelteilliste

**ES** Lista de componentes

**PL** Lista części

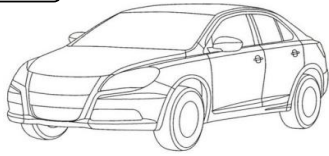
**N** Delliste

**G** λίστα συνιστώσα

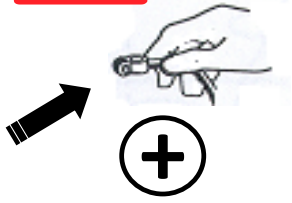
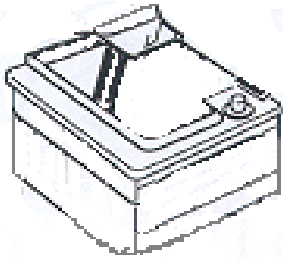


Cette notice ne peut être divulguée ou reproduite, partiellement ou en totalité, sans accord de la société.  
 This fitting instructions can not be disclosed or reproduced, in part or in whole without permission of the company.

1



10 min



7



2



8



3




9





4



10



5




11




6






13




15




14



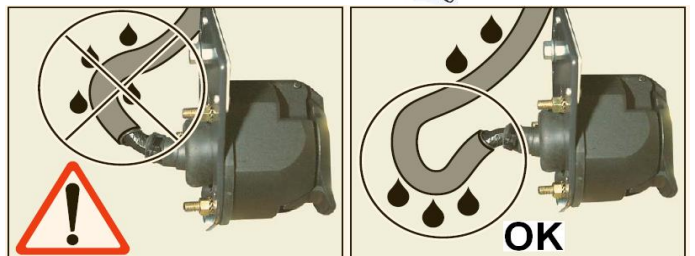
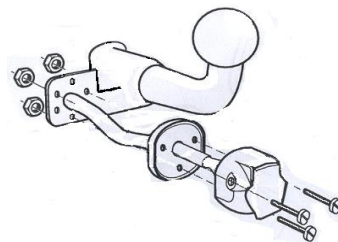
16




17




18




19




20




23




21



24




22




25




26




27




28



29




32








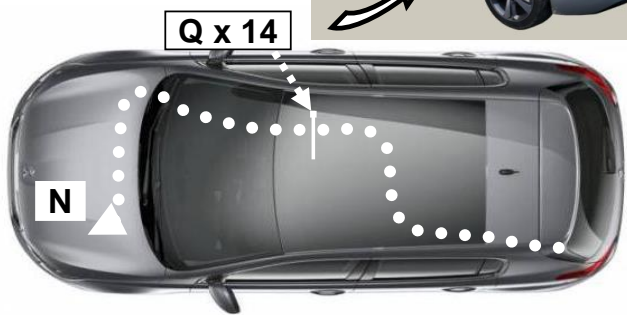
30




31




34




36




33




35




37



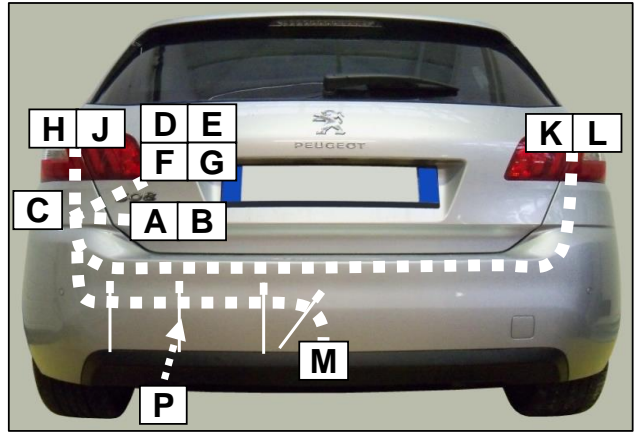
38




39



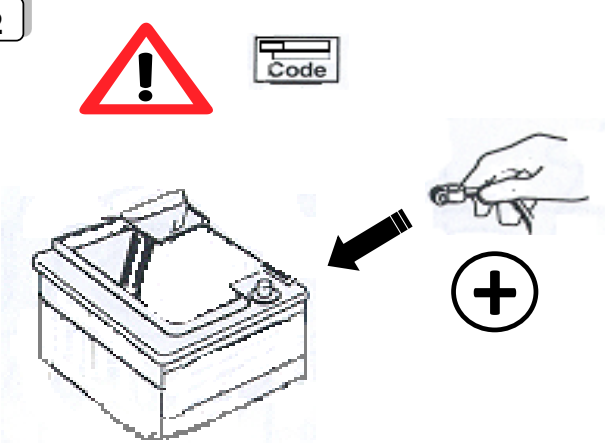
40



41



42



43

- (F) Contrôler les fonctions
- (G) Check functions
- (D) Funktionen kontrollieren
- (N) Controllere functies
- (IT) Controllare le funzioni
- (E) Controlar las funciones
- (S) Kontrollera funktionerna
- (FI) Tarkista toiminnot
- (PL) Sprawdz funkcje
- (C) Ověřte funkce
- (D) Check funktionerne
- (N) Kontroler funksjonene
- (G) Ελεγχος των λειτουργιών



44




Lors du branchement de la remorque ,désactiver le système "RADAR DE RECU" au tableau de bord  
 When you connect the trailer, do remove the function "PARK ASSIST" on the dashboard

# Tab. A

|                                  |  |                                    |                                   |
|----------------------------------|--|------------------------------------|-----------------------------------|
| <b>FR</b> Connection de la prise | <b>NL</b> Contactdoos aansluiting        | <b>SE</b> Anslutning kontaktdosa   | <b>CZ</b> objímkový konektor      |
| <b>GB</b> Socket connection      | <b>IT</b> Allaccio zoccolo               | <b>FI</b> Pistorasia liitäntä      | <b>DK</b> Stikdåse forbindelse    |
| <b>DE</b> Anschluss Steckdose    | <b>ES</b> Conexión de la caja de enchufe | <b>PL</b> Polaczenie przez gniazdo | <b>NO</b> Tilkobling koblingsboks |
|                                  |  |                                    | <b>GR</b> Υποδοχή σύνδεσης        |

|              | 1 /L      | 2 /54G    | 3 /31            | 4 /R    | 5 /58R  | 6 /54    | 7 /58L  | C      |
|--------------|-----------|-----------|------------------|---------|---------|----------|---------|--------|
|              |           |           |                  |         |         |          |         |        |
| <b>P max</b> | 21+5 W    | 21 W      |                  | 21+5 W  | 40 W    | 63 W     | 40 W    |        |
| <b>FR</b>    | Jaune     | Bleu      | Vert/Jaune       | Vert    | Marron  | Rouge    | Noir    | Gris   |
| <b>GB</b>    | Yellow    | Blue      | Green/Yellow     | Green   | Brown   | Red      | Black   | Grey   |
| <b>DE</b>    | Gelb      | Blau      | Grün/Gelb        | Grün    | Braun   | Rot      | Schwarz | Grau   |
| <b>NL</b>    | Geel      | Blauw     | Groen/Geel       | Groen   | Bruin   | Rood     | Zwart   | Grijs  |
| <b>IT</b>    | Giallo    | Blu       | Verde/Giallo     | Verde   | Marrone | Rosso    | Nero    | Grigio |
| <b>ES</b>    | Amarillo  | Azul      | Verde/Amarillo   | Verde   | Marron  | Rojo     | Negro   | Gris   |
| <b>SE</b>    | Gul       | Blå       | Grön/Gul         | Grön    | Brun    | Röd      | Svart   | Grå    |
| <b>FI</b>    | Keltainen | Sininen   | Vihreä/Keltainen | Vihreä  | Ruskea  | Punainen | Musta   | Harmaa |
| <b>PL</b>    | Żółty     | Niebieski | Zielony/Żółty    | Zielony | Brązowy | Czerwony | Czarny  | Szary  |
| <b>CZ</b>    | Žlutý     | Modrá     | Zelený/Žlutý     | Zelený  | Hnědý   | Červený  | Černý   | Šedá   |
| <b>DK</b>    | Gul       | Blå       | Grøn/Gul         | Grøn    | Brun    | Rød      | Sort    | Grå    |
| <b>NO</b>    | Gul       | Blå       | Grønn/Gul        | Grønn   | Brun    | Rød      | Svart   | Grå    |
| <b>GR</b>    | κίτρινο   | μπλε      | πράσινο/κίτρινο  | πράσινο | καφέ    | κόκκινο  | μαύρο   | γκρι   |



- FR** ne pas démonter le micro contacteur
- G** does not remove the micro switch
- DE** beseitigt nicht die Mikroschalter
- NL** neemt niet weg dat micro-schakelaar
- IT** non rimuovere il microinterruttore
- ES** no quita el micro interruptor
- SE** frångår inte mikrobrytare
- FI** ei poista mikrokkytkin
- PL** nie usuwa mikroprzełącznika
- CZ** neodstraní mikrosplínač
- D** fjerner ikke mikro switch
- N** fjerner ikke mikro bryteren
- G** δεν αίρει την μικροδιακόπτη

