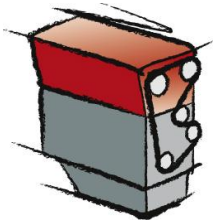




Das Original

VSI 06/12

Page 1/5



MAN

D 28 | E 28



- 829.722
- 829.803
- 834.330
- 896.365
- 638.951
- 106.909



- 829.722
- 829.803
- 896.365
- 467.251
- 106.909 | 376.620
- 562.297



- 829.722
- 360.751
- 296.770
- 762.940
- 296.520 | 296.620 |
- 296.660 | 545.810
- 814.882



Das Original

VSI 06/12

Page 2/5




828.734

752.037

829.803

896.365

467.251



215.230

752.037

638.901

896.365

638.951

106.909



828.718

752.037

829.803

896.365


636.920









Das Original








VSI 06/12


Page 3/5











-  451.690
-  829.803
-  896.365
-  638.951
-  106.909
-  834.327




-  099.980
-  360.751
-  467.251 | 762.940
-  296.520 | 296.620
-  296.660 | 545.810
-  814.882
-  369.910



-  099.980
-  100.013
-  100.040
-  100.020
-  229.792 | 296.620
-  545.810 | 585.100
-  814.882
-  009.981



 829.722




 752.037



 451.690



 099.980



 829.803



 638.901



 100.013














Das Original

VSI 06/12

Page 5/5



 834.330	D28 2V
 374.830	D28 2V
 215.230	D28 2V
 834.327	D28 2V
 828.734	E28 2V
 828.718	E28 2V
 369.910	D28 4V
 296.770	D28 4V
 009.981	D2876 LF12/13/25, LOH20/21 4V