
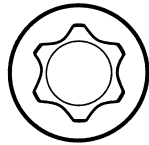
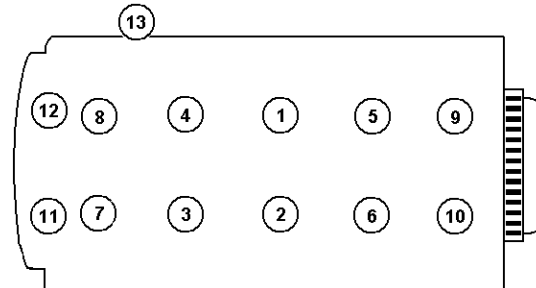


| | | |
|--|---|---|
| Anziehvorschrift für Zylinderkopf | 729.050 |  |
| Tightening Instructions for Cylinder Head | | |
| Instructions de serrage pour culasse | | |
| Prescripciones de apriete para culatas | | |
| | passend für / suitable for adaptable à / adaptable a | Peugeot |
| | | Das Original |

Schraubenkopf / Head shape Anziehreihenfolge/Tightening sequence/Ordre de serrage/Orden de apriete
Tête de vis / Cabeza de tornillo



426.830
M8x1,25x35



| | | | | |
|---|---|--------------------|---|--------------------|
| Anziehen/ Tightening/ Serrage/ Apriete | * | Mot EP3 / Pos 1-10 | * | Mot EP6 / Pos 1-10 |
| | | 30 Nm | | 30 Nm |
| | ➤ | 90° | | 90° |
| | ➤ | 90° | | 90° |
| | | Pos. 11-12: | | Pos. 11-12: |
| | | 25 Nm | | 30 Nm |
| | ➤ | 90° | | 90° |
| | ➤ | 90° | | 90° |
| | | Pos. 13: | | Pos. 13: |
| | | 30 Nm | | 9 Nm |

Zeichenerklärung / Explanations / Explication / Explicacion

| | | | | |
|---|---|------------------------------|--------------------------------|---------------------------------------|
| * | neue Zylinderkopfschrauben verwenden | use new cylinder head bolts | utiliser des vis neuves | emplar tornillos nuevos |
| ★ | Warmlauf (80°C) | warm up time (80°C) | chauffage (80°C) | calentamiento (80°C) |
| ☐ | Schrauben einzeln lösen und wieder anziehen | loosen and tighten each bolt | deserrer et serrer vis par vis | aflojar y apretar tornillo a tornillo |
| ● | Setzzeit | relaxation time | durée de tassement | tiempo de espera |
| ➤ | Drehwinkel | torque angle | angle de serrage | ángulo de giro |

Motortyp / Engine type / Type de moteur / Tipo de motor

Ø: 78 mm; \pm : 0,90 mm

PSA Mot. EP3, EP6 / Mini Mot. N12 B14/B16

1,4-1,6 ltr., 55-90 kW (75-122 PS)

PSA 207, 207 CC, 308, 3008, 5008, C4

Mini R55/R56/R57/R58/R60 Cooper, One 1.4i

ElringKlinger AG, Max-Eyth-Str.2
72581 Dettingen / Erms. Tel. 07123/724 601

729.050